



Changing Places in Leeds

Locations, Opening Times and Access Information

April 2012



Leeds City Council is proud to contribute to the national campaign to develop a network of Changing Place facilities across the country.

Changing Places are toilet facilities for people with profound and multiple disabilities. They are fitted with specialist equipment, such as a hoist and changing bench, and provide sufficient space for up to two carers to support the person with a disability to use the Changing Place.

The first Changing Place in Leeds was opened at the White House Café in the heart of Otley Chevin Forest Park in 2009. Today we have twelve Changing Places and more are in the pipeline. In choosing the locations for the Changing Places, we have selected a variety of sites in places of interest or social and community hubs.

Not all buildings are suitable for a Changing Place due to their location, lack of available space or access. However, we have worked hard in Leeds to create facilities which are safe, clean and convenient. The Changing Places are all different in shape and size; are in existing buildings and new developments; and are in buildings owned by Leeds City Council and other organisations.

It is hoped you will find this booklet helpful when planning your journey. Please also remember to check for up-to-date information on each venue's own website where appropriate or the Changing Places website (www.changing-places.org).

To enable us to monitor the use of the Changing Places, and to ensure we maintain a high standard of provision, it would be helpful if you could complete the visitor book held at each location every time you use one of the facilities.



Councillor Lucinda Yeadon
Executive Member for Adult Health and Social Care

Gallery Shop & Cafe

Central Library & Art Gallery,
The Headrow,
Leeds
LS1 3AA

Telephone: 0113 395 7116

Website: www.leeds.gov.uk

Contact: city.art.gallery@leeds.gov.uk

Opening hours:

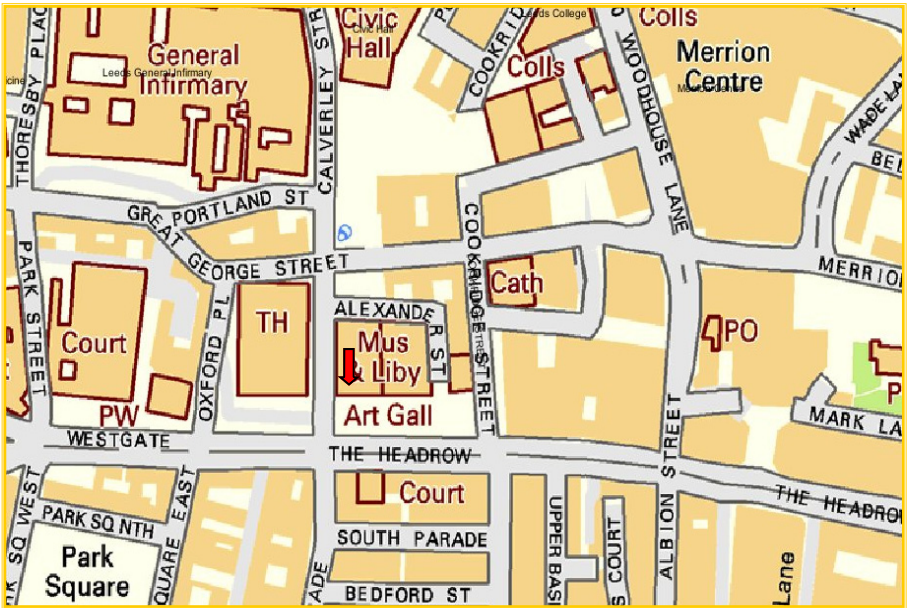
Monday, Tuesday, Thursday,
Friday & Saturday 10:00am to 5:00pm
Wednesday 12:00 to 5:00pm
Sunday 1:00pm to 5:00pm

Size: 3.15m x 3.20 m = 10.08m²

How to gain access:

The toilet is unlocked on request - users are asked to sign to say they are confident using the equipment and are then issued with a pass card to present for future use.





© Crown Copyright and database right 2011. Ordnance survey licence LA100019567.

Useful information:

The Central Library and Art Gallery is located in the heart of Leeds. There is on-street car parking in the vicinity. The Changing Place is located on the lower ground floor of the building. Access is gained via a ramp when entering from The Headrow, or the library lift if already inside the building.

Fixtures & fittings:

- ✓ Height-adjustable, adult-sized, free standing changing bench
- ✓ H-frame ceiling system tracking hoist
Westholme transactive 160 freeway manual traverse
- ✓ Shower
- ✓ Peninsular toilet
- ✓ Height adjustable, manual wind, Ropox Mississippi swing wash hand basin
- ✓ Large inco-waste bin
- ✓ Vinyl non-slip floor
- ✓ Emergency alarm

West Yorkshire Playhouse

Playhouse Square
Quarry Hill,
Leeds
LS2 7UP

Telephone: 0113 213 7800
Website: www.leeds.gov.uk
Contact: info@wyp.org.uk

Opening hours:

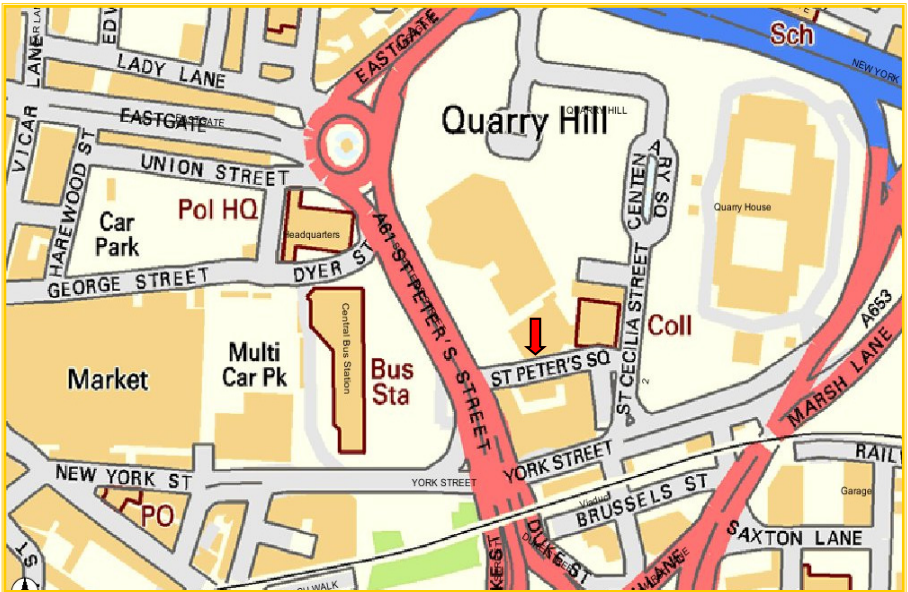
Monday to Saturday 8:30am to 7:00pm
(11:00pm on performance days)
Sundays on performance days
(from 2 hours before show begins)

Size: 15.5m² (12.5m² in hoisted area)

How to gain access:

The toilet is accessible with a RADAR key. A member of staff at reception will give access to the Changing Place if required.





© Crown Copyright and database right 2011. Ordnance survey licence LA100019567.

Useful information:

There are accessible parking bays adjacent to the Playhouse entrance. The Changing Place is located on the lower ground floor off the main corridor. Access is gained via a 'through' lift, the dimensions of which are: 1030mm wide, 1400mm deep and 790mm maximum door width.

Fixtures & fittings:

- ✓ Height-adjustable, adult-sized, free standing changing bench
- ✓ H-frame ceiling system tracking hoist
Westholme transactive 160 freeway manual traverse
- ✓ Shower
- ✓ Peninsular toilet
- ✓ Fixed height wash hand basin
- ✓ Large inco-waste bin
- ✓ Vinyl non-slip floor
- ✓ Emergency alarm
- ✓ Privacy curtain

Headingley HEART

Bennett Road,
Headingley,
Leeds
LS6 3HN

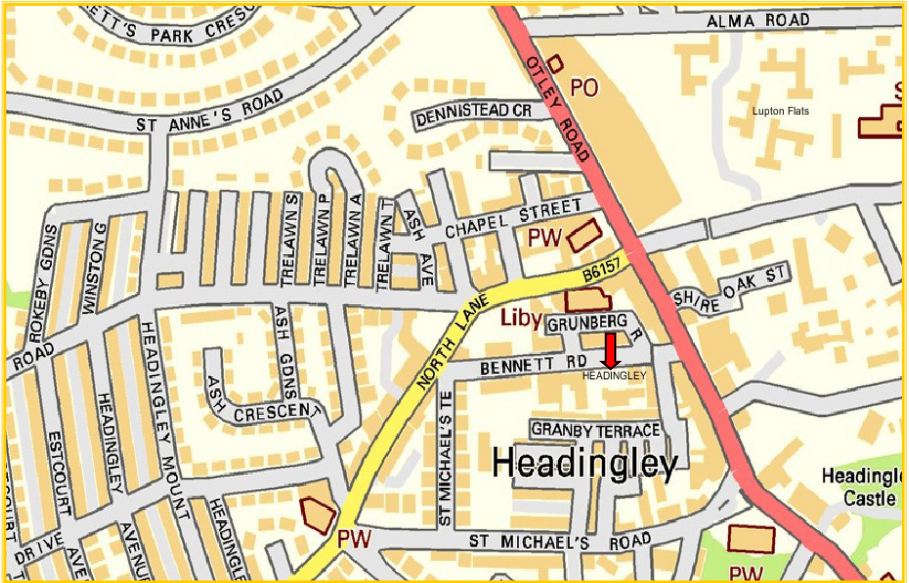
Telephone: 0113 275 4548
Website: www.heartcentre.org.uk
Contact: enquiries@heartcentre.org.uk

Opening hours:
Monday to
Saturday 9:00am to 11:00pm
Sunday Closed

Size: 2.8m x 2.5m = 7m²

How to gain access:
The toilet is located on the ground floor. A member of staff at reception will direct visitors if required.





© Crown Copyright and database right 2011. Ordnance survey licence LA100019567.

Useful information:

A small car park is available including accessible parking bays located close to the entrance to the building.

Fixtures & fittings:

- ✓ Height-adjustable, adult-sized, free standing changing bench (though, due to the size of the room, movement of the changing bench is limited)
- ✓ H-frame ceiling system tracking hoist
- ✓ Peninsular toilet
- ✓ Fixed height wash hand basin
- ✓ Large inco-waste bin
- ✓ Vinyl non-slip floor
- ✓ Emergency alarm

Reginald Centre

264 Chapeltown Road,
Chapeltown,
Leeds
LS7 3EX

Website: www.leeds.gov.uk
www.leeds.nhs.uk

Opening hours:

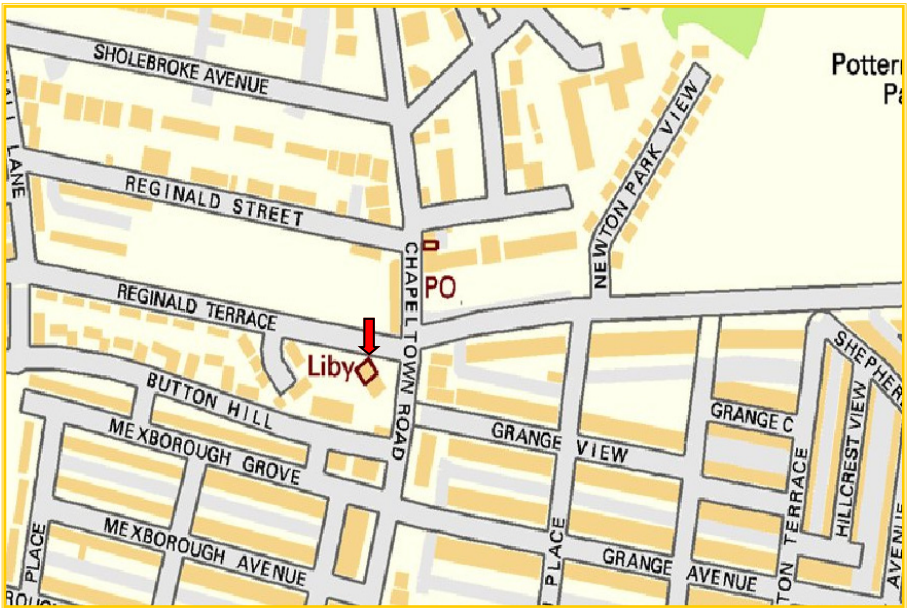
| | |
|------------------|-------------------|
| Monday | 8:30am to 7:00pm |
| Tues, Weds & Fri | 8:30am to 6:00pm |
| Thursday | 8:30am to 5:00pm |
| Saturday | 11:00am to 1:00pm |
| Sunday | Closed |

Size: 2.3m x 3.6 m = 8.28m²

How to gain access:

The toilet is usually open. If locked a member of staff at the reception desk will arrange for access.





© Crown Copyright and database right 2011. Ordnance survey licence LA100019567.

Useful information:

Two accessible parking bays are located close to the rear of the building. More accessible bays can be found in the higher car park, with access to the building via a long ramp. The car park has a controlled exit and visitors will need to use the intercom located at the exit barrier to speak with reception.

Fixtures & fittings:

- ✓ Height-adjustable, adult-sized, free standing changing bench
- ✓ H-frame ceiling system tracking hoist - BHM V4
- ✓ Shower & fixed-to-wall shower seat
- ✓ Peninsular toilet
- ✓ Fixed height wash hand basin
- ✓ Large inco-waste bin
- ✓ Vinyl non-slip floor
- ✓ Emergency alarm
- ✓ Privacy curtain

Tech North

9 Harrogate Road,
Chapel Allerton,
Leeds LS7 3NB

Telephone: 07891 270681 (caretaker)

Website: www.leeds.gov.uk

Opening hours:

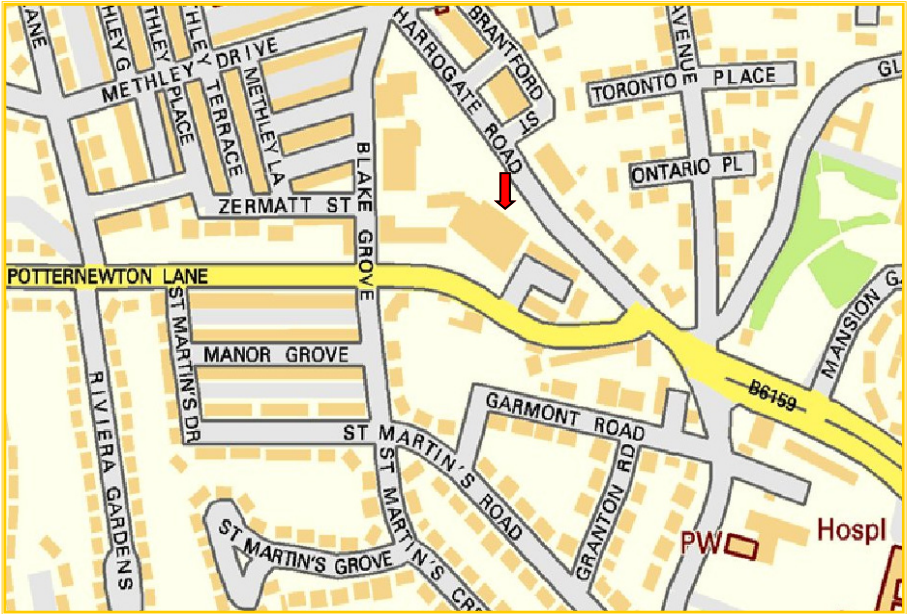
Weekdays 7:00am to 7:00pm

Size: 5.54m x 3.45 m = 19.11m²

How to gain access:

The toilet is locked on arrival. It is accessible using a RADAR key directly from the car park in Harrogate Road or from inside the building.





© Crown Copyright and database right 2011. Ordnance survey licence LA100019567.

Useful information:

A small car park is available including an accessible parking space outside the Changing Place. The Changing Place is located on the ground floor.

Fixtures & fittings:

- ✓ Height-adjustable, adult-sized, free standing changing bench
- ✓ H-frame ceiling system tracking hoist
Westholme transactive 160 freeway manual traverse
- ✓ Shower & wall-fixed shower seat
- ✓ Peninsular toilet
- ✓ Fixed height wash hand basin
- ✓ Large inco-waste bin
- ✓ Vinyl non-slip floor
- ✓ Emergency alarm
- ✓ Dressing chair
- ✓ Dual door locking system to facilitate access from inside and outside the building

John Charles Centre for Sport

Middleton Grove,
Hunslet,
Leeds
LS11 5DJ

Telephone: 0113 395 0000
Website: www.leeds.gov.uk
Contact: jccs@leeds.gov.uk

Opening hours:

Weekdays 7:00am to 9:30pm (Mon & Thurs);
to 8:30pm (Wed Friday & Fri);
to 9:00pm (Tues)
Saturday 7:30am to 5:30pm
Sunday 9:00am to 4:00pm

Size: 2.4m x 4.5 m = 10.5m²

How to gain access:

The toilet is locked. On arrival ask a member of staff at reception for access and they will unlock it.





© Crown Copyright and database right 2011. Ordnance survey licence LA100019567.

Useful information:

A large car park is available including accessible parking spaces. The Changing Place is located on the ground floor of the Aquatic Centre off the main corridor. There is an additional Changing Place toilet in the building fitted with a straight-track hoist.

Fixtures & fittings:

- ✓ Height-adjustable, adult-sized, free standing changing bench
- ✓ H-frame ceiling system tracking hoist
Westholme transactive 160 freeway manual traverse
- ✓ Shower & wall-fixed shower seat
- ✓ Peninsular toilet
- ✓ Fixed height wash hand basin
- ✓ Large inco-waste bin
- ✓ Tiled floor
- ✓ Emergency alarm

Hillside

Beeston Road,
Leeds
LS11 8ND

Telephone: 0113 387 6300
Website: ww.leeds.gov.uk
Contact: info@tiger11.org.uk

Opening hours:

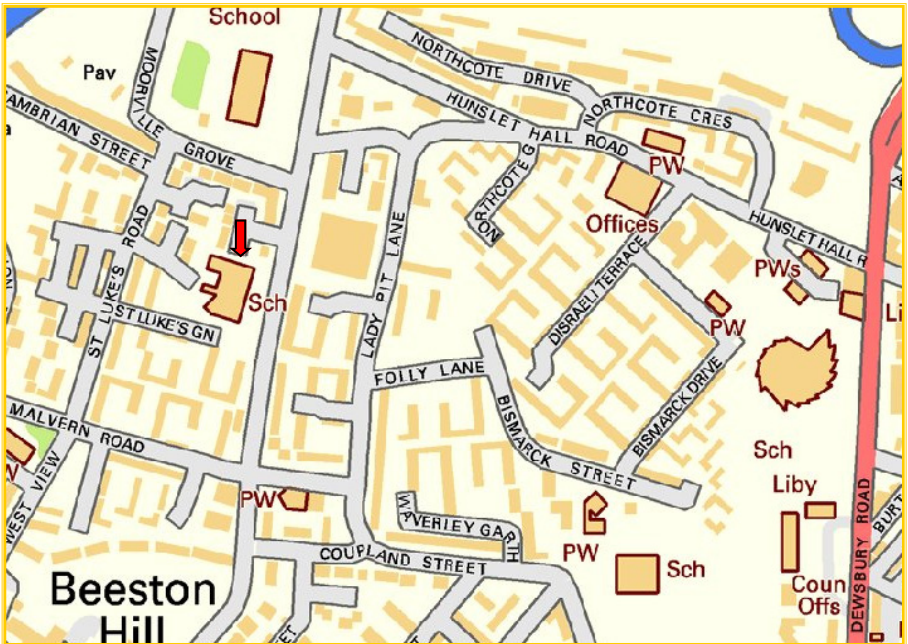
Monday to Thursday 8:00am to 9:00pm
Friday 8:00am to 6:00pm
Saturday & Sunday 9:00am to 4:00pm

Size: 11.09m² (8.93m² in hoisted area)

How to gain access:

The toilet is not locked. A member of staff at reception will direct visitors to the Changing Place if required.





© Crown Copyright and database right 2011. Ordnance survey licence LA100019567.

Useful information:

There are accessible parking bays in a small car park close to the building. Access to Tiger 11 is gained via a long ramped pathway. The Changing Place is located to the rear of the building on the ground floor off the main corridor.

Fixtures & fittings:

- ✓ Height-adjustable, adult-sized, free standing changing bench
- ✓ H-frame ceiling system tracking hoist
Westholme transactive 160 freeway manual traverse
- ✓ Peninsular toilet
- ✓ Fixed height wash hand basin
- ✓ Large inco-waste bin
- ✓ Vinyl non-slip floor
- ✓ Emergency alarm

Armley Leisure Centre

Carr Crofts,
Armley,
Leeds
LS12 3HB

Telephone: 0113 336 7880
Website: www.leeds.gov.uk/Armley
Contact: armley.lc@leeds.gov.uk

Opening hours:

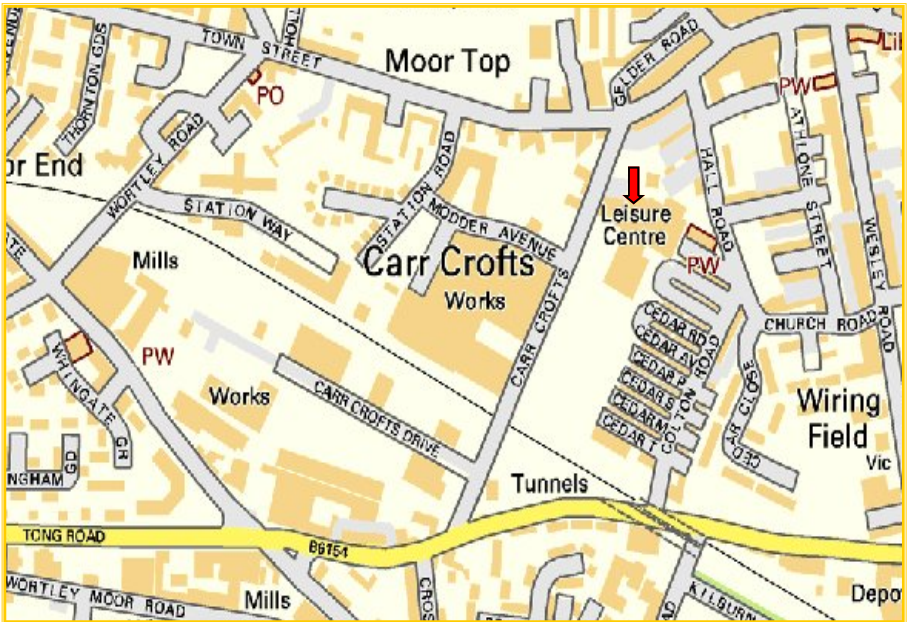
Monday to Friday 7:00am to 10:00pm
Saturday 8:00am to 6:00pm
Sunday 8:00am to 9:00pm
Public holidays 9:00am to 4:00pm

Size: 2.4m x 4.2m = 10.4m²

How to gain access:

The toilet is locked. On arrival ask a member of staff at reception who will unlock it.





© Crown Copyright and database right 2011. Ordnance survey licence LA100019567.

Useful information:

A large car park is available including accessible parking spaces. The Changing Place is located on the ground floor off the main corridor. There are additional Changing Place facilities for swimmers.

Fixtures & fittings:

- ✓ Height-adjustable, adult-sized, free standing changing bench
- ✓ H-frame ceiling system tracking hoist - BHM V4
- ✓ Shower
- ✓ Peninsular toilet
- ✓ Fixed height wash hand basin
- ✓ Large inco-waste bin
- ✓ Tiled non-slip floor
- ✓ Emergency alarm

Temple Newsam

Temple Newsam Road,
Off Selby Road,
Leeds
LS15 0AE

Telephone: 0113 336 7560
Website: www.leeds.gov.uk/templenewsam
Contact: temple.newsam@leeds.gov.uk

Opening hours:

Daily 10:00am to 4:30pm
Opening hours may be extended during the summer months - please check website for details

Size: 3m x 4m = 12m²

How to gain access:

The toilet is accessible with a RADAR key. Staff in the office (located in the stable courtyard) will be able to arrange for access if required.





© Crown Copyright and database right 2011. Ordnance survey licence LA100019567.

Useful information:

The Changing Place is located in a building which stands at the rear of the farm and is close to the children's playground. There is an accessible parking bay adjacent to the facility which is reserved for the exclusive use of visitors whilst using the Changing Place.

Fixtures & fittings:

- ✓ Height-adjustable, adult-sized, free standing changing bench
- ✓ H-frame ceiling system tracking hoist
Westholme transactive 160 freeway manual traverse
- ✓ Peninsular toilet
- ✓ Fixed height wash hand basin
- ✓ Large inco-waste bin
- ✓ Vinyl non-slip floor
- ✓ Privacy curtain
- ✓ Emergency alarm

Chevin Forest Park

Education Building,
Johnny Lane,
Otley,
Leeds
LS21 3JL

Telephone: 0113 395 7400
Website: www.leeds.gov.uk
Contact: parks@leeds.gov.uk

Opening hours:

Monday to Friday 10:00am to 2:00pm
(except Tuesday when the Café is closed)
Saturday & Sunday 11:00am to 3:00pm

Size: 3m x 4 m = 12m²

How to gain access:

The toilet may be locked on arrival. If so, ask a member of staff at the nearby White House Café who will unlock it.





© Crown Copyright and database right 2011. Ordnance survey licence LA100019567.

Useful information:

The Changing Place is located in the Education Building at the heart of Chevin Forest Park. Vehicular access is via a steep, mile-long, tarmac road. The road is narrow at points with some passing places, and may be closed if affected by snow or ice. Limited parking is available close to the Education Building and it may be useful to ring ahead to book a place. A ramped access leads from the car park to the Education Building.

Fixtures & fittings:

- ✓ Height-adjustable, adult-sized, free standing changing bench
- ✓ H-frame ceiling system tracking hoist - Westholme transactive 160 freeway manual traverse
- ✓ Peninsular toilet
- ✓ Fixed height wash hand basin
- ✓ Large inco-waste bin
- ✓ Tiled, non-slip floor
- ✓ Emergency alarm
- ✓ Paper roll

Lotherton Hall

Lotherton Lane
Off Collier Lane,
Aberford,
Leeds
LS25 3EB

Telephone: 0113 281 3748
Website: www.leeds.gov.uk/lothertonhall
Contact: lotherton.hall@leeds.gov.uk

Opening hours:

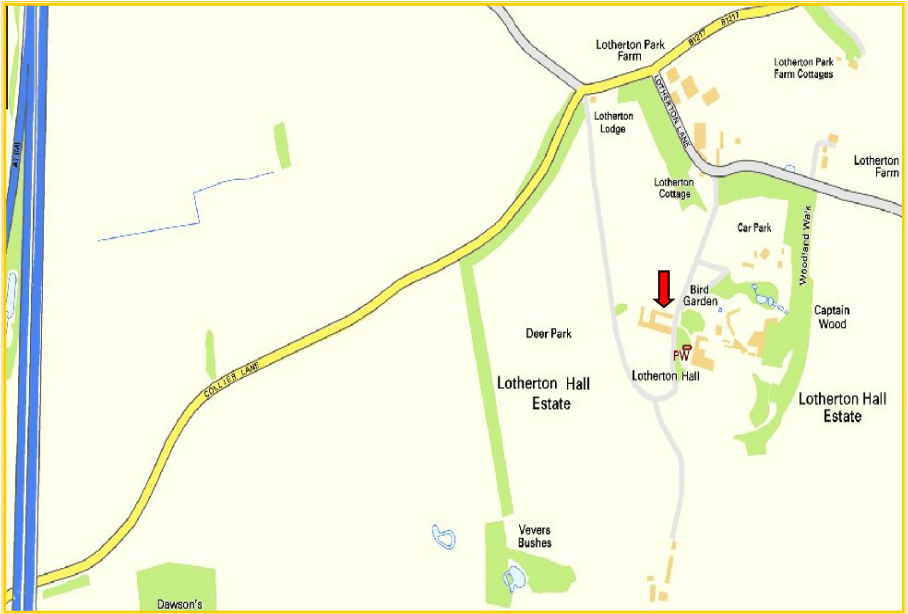
Daily 10:00am to 4:00pm
Opening hours may be extended during the
summer months - see website for details

Size: 3.67m x 3.05m = 11.19m²

How to gain access:

The toilet is accessible with a RADAR key. Staff in the nearby café will be able to open the door if required.





© Crown Copyright and database right 2011. Ordnance survey licence LA100019567.

Useful information:

The Changing Place is located in the stable courtyard adjacent to other public toilets and the café. The estate is open until 8pm in the summer (April to October) and until 6pm in winter (November to March). During these extended hours the Changing Place will be available for use, but the café will not be open to loan out a RADAR key.

Fixtures & fittings:

- ✓ Height-adjustable, adult-sized, free standing changing bench
- ✓ H-frame ceiling system tracking hoist
Westholme transactive 160 freeway manual traverse
- ✓ Peninsular toilet
- ✓ Height-adjustable , electrically operated, wash hand basin
- ✓ Large inco-waste bin
- ✓ Vinyl non-slip floor
- ✓ Emergency alarm

Morley Leisure Centre

Queensway,
Morley,
Leeds
LS27 9JP

Telephone: 0113 336 7890
Website: www.leeds.gov.uk/Morley
Contact: morley.lc@leeds.gov.uk

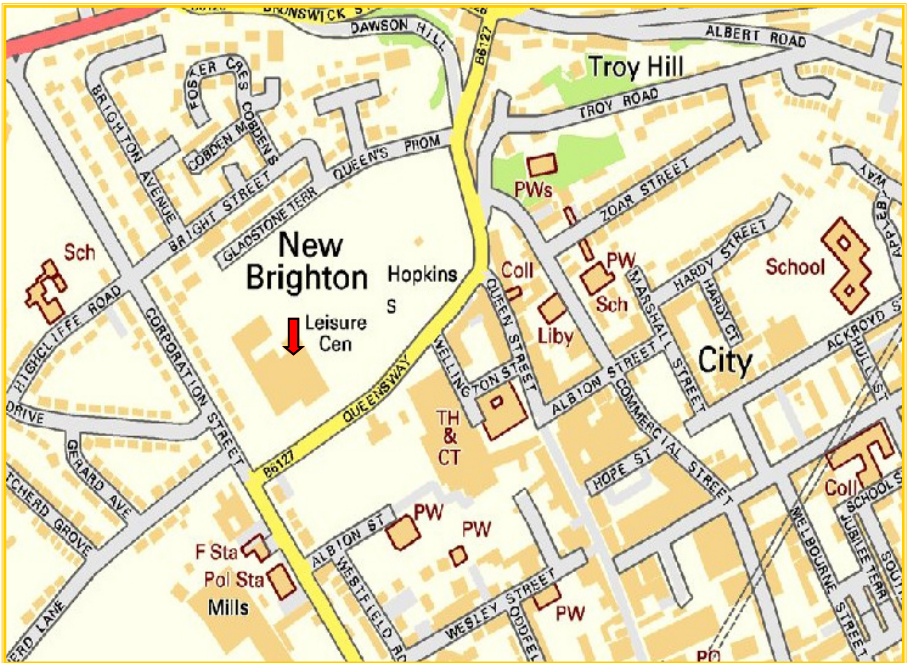
Opening hours:
Monday to Friday 7:00am to 10:00pm
Saturday 8:00am to 7:00pm
Sunday 8:00am to 9:00pm
Public holidays 9:00am to 4:00pm

Size: 2.6m x 4.4 m = 11.4m²

How to gain access:

The toilet is locked. On arrival ask a member of staff at reception who will unlock it.





© Crown Copyright and database right 2011. Ordnance survey licence LA100019567.

Useful information:

A large car park is available including accessible parking spaces. The Changing Place is located on the ground floor off the main corridor. There are additional Changing Place facilities for swimmers.

Fixtures & fittings:

- ✓ Height-adjustable, adult-sized, free standing changing bench
- ✓ H-frame ceiling system tracking hoist - BHM V4
- ✓ Shower
- ✓ Peninsular toilet
- ✓ Fixed height wash hand basin
- ✓ Large inco-waste bin
- ✓ Vinyl non-slip floor
- ✓ Emergency alarm

More Changing Places...

We are planning to develop further facilities in Leeds over the coming year. Information about some of these is given below, and other sites are being explored:

| Postcode | Location | Target Date |
|-----------------|---|--------------------|
| LS26 | Rothwell Leisure Centre Wakefield Road, Oulton | May 2012 |
| LS28 | Pudsey Leisure Centre Market Place, Pudsey | June 2012 |
| LS2 | Leeds Arena Claypit Lane, Leeds | early 2013 |
| LS10 | Middleton Leisure Centre Ring Road, Middleton | March 2013 |
| LS1 | Trinity Leeds Boar Lane, Leeds | Spring 2013 |

The contents of this publication can be provided in large print, Braille and audio. If required, please telephone 0113 214 3446.

If you do not speak English and need help understanding this booklet, please telephone 0113 222 4401 and state the name of your language. We will then put you on hold while we contact an interpreter.

Statement of Purpose

The Ordnance Survey mapping included within this publication is provided by Leeds City Council under licence from the Ordnance Survey in order to fulfil its public function to make available Council held public domain information. Persons viewing this mapping should contact Ordnance Survey copyright for advice where they wish to licence Ordnance Survey mapping/map data for their own use.



**Adult Social Care
Learning Disability Community Support Service
Roseville Skills Building
65 Roundhay Road
LEEDS LS7 3BQ**

0113 214 3446